

Bari+Max^{dynarex}

Support Where You Need It



ABOUT

Dynarex features a comprehensive range of bariatric patient care solutions developed by expert product specialists who understand the challenges providers face while administering proper care. Since our founding in 1967, Dynarex has been one of the industry's leaders in disposable and durable medical equipment. As your partner in the marketplace, we continue to diversify our portfolio across the entire continuum of care because the success of your business matters to us. When it comes to doing business with Dynarex, we choose to work like we're family, because We Care Like Family.



BATHROOM SAFETY

The Dynarex Bari+Max HD Mobile Shower Chair provides a reliable seated option for larger individuals who require added support. The Shower Chair includes a commode bucket with cover. The Chair features an ergonomic design for optimal comfort. The Shower Chair features easy-rolling wheels for convenient transport and improved mobility. Ideal for a wide range of homecare and institutional healthcare environments.

- Constructed with a heavy-duty steel frame for optimal stability
- Powder coated finish provides long-lasting protection
- Equipped with wheels for easy mobility
- Easy-release drop-arm mechanism allows for safe lateral patient transfers
- Includes commode bucket with cover
- Bucket slides in for added convenience
- Tool-free setup allows for easy installation
- Weight Capacity 1000 lb.
- Limited Lifetime Warranty
- HCPCS: E0240

HD MOBILE SHOWER CHAIRS

REORDER NO. 10379 — 26"
REORDER NO. 10380 — 28"



1000 LB.
WEIGHT CAPACITY

SHOWER CHAIR WITH BACK

REORDER NO. 10321
REORDER NO. 10321-4 (4 COUNT)



- Constructed with a corrosion-proof aluminum frame with blow-molded plastic seat and back
- Cross-brace design provides additional support
- Seat features drainage holes and integrated hand grips for added security
- Angled legs with rubber tips for added stability
- Lightweight for easy movement
- Tool-free assembly and height adjustment in 1-inch increments
- Back is removable for added convenience
- Comes in retail-friendly packaging
- Weight capacity 500 lb.
- Limited Lifetime Warranty
- HCPCS: E0240

SHOWER CHAIR WITHOUT BACK

REORDER NO. 10325
REORDER NO. 10325-4 (4 COUNT)



- Constructed with a corrosion-proof aluminum frame and blow-molded plastic seat
- Cross-brace design provides additional support
- Seat features drainage holes and integrated hand grips for added security
- Angled legs with rubber tips for added stability
- Lightweight for easy movement
- Tool-free assembly and height adjustment in 1-inch increments
- Comes in retail-friendly packaging
- Weight capacity 500 lb.
- Limited Lifetime Warranty
- HCPCS: E0245

TUB TRANSFER BENCH

REORDER NO. 10328
REORDER NO. 10328-4 (4 COUNT)



- Constructed with a corrosion-proof aluminum frame
- Blow-molded plastic seat features drainage holes to minimize slippage
- Angled legs include suction-style tips on one side
- Specialty collar allows legs to be removed without readjusting the height
- Reversible design accommodates any bathroom
- Tool-free assembly and height adjustment
- Bench comes in retail-friendly packaging
- Weight capacity 500 lb.
- Limited Lifetime Warranty
- HCPCS: E0248

BATHROOM SAFETY

The Dynarex Bari+Max Bariatric HD Drop Arm Commode is a convenient, multi-functional commode. The Commode is designed with a drop-arm feature to allow for safe lateral patient transfers. The Commode is height-adjustable to accommodate a variety of patients.

- Constructed from heavy-duty, powder-coated steel
- Easy-release drop-arm mechanism allows for safe lateral patient transfers
- Height-adjustable to suit a variety of patients
- Includes commode bucket with cover
- Bucket slides in for added convenience
- Tool-free setup allows for easy installation
- Weight Capacity: 1000 lb.
- Limited Lifetime Warranty
- HCPCS: E0168

HD DROP ARM COMMODES

REORDER NO. 10377 — 26"
REORDER NO. 10378 — 30"



1000 LB.
WEIGHT CAPACITY

FOLDING COMMODE

REORDER NO. 10374 — 24"



- Versatile, three-in-one commode opens easily and folds flat
- Can be configured as a commode, raised toilet seat, or toilet safety frame over existing toilets
- Durable steel frame for improved support and stability
- Includes commode bucket and cover
- Plastic armrests for added comfort
- Tool-free setup and height adjustment
- Comes in retail-friendly packaging
- Weight capacity 650 lb.
- Limited Lifetime Warranty
- HCPCS: E0168

DROP ARM COMMODE

REORDER NO. 10375 — 24"



- Durable steel frame for improved support and stability
- Easy-release drop-arm mechanism allows for safe lateral patient transfers
- Includes bucket with handle and splash guard
- Bucket slides in for added convenience
- Tool-free setup and height adjustment
- Comes in retail-friendly packaging
- Weight capacity 650 lb.
- Limited Lifetime Warranty
- HCPCS: E0168



WHEELCHAIRS

WHEELCHAIRS WITH ELEVATING LEG REST

REORDER NO. 10233 — 22" × 18"
REORDER NO. 10234 — 24" × 18"



The Dynarex Bari+Max Wheelchair with Elevating Leg Rest provides reliable support and improved mobility for larger users. The heavy-duty steel frame with dual cross brace for extra support allows patients to feel secure and stable. The Wheelchair is equipped with tool-free adjustable elevating leg rests with padded calf pads, and detachable arms with padded arm rests.

- Powder-coated steel frame for long-lasting finish protection
- Constructed with dual cross brace for reliable support
- Detachable desk-length arm rest for added versatility
- Padded arm rests provide improved comfort
- Black, padded, double-embossed vinyl upholstery
- Dual-axle provides adjustment from standard height to hemi level
- Tool-free, adjustable, elevating leg rests with padded calf pads and extra-wide foot plates
- 24" composite real wheels with solid rubber tires
- Push-to-lock brakes
- Includes built-in chart pocket for added convenience
- 10233: 22 × 18 seat
- 10234: 24 × 18 seat
- Weight capacity 500 lb.
- Limited Lifetime Warranty
- HCPCS: K0007 + E0990 OR K0195



WHEELCHAIRS

HD WHEELCHAIRS WITH ELEVATING LEG REST

REORDER NO. 10290 — 26" × 20"
REORDER NO. 10291 — 28" × 20"
REORDER NO. 10292 — 30" × 20"
REORDER NO. 10293 — 32" × 20"



The Dynarex Bari+Max HD Wheelchair with Elevating Leg Rest is designed to provide safe, effective mobility for those requiring added support without sacrificing comfort. The Wheelchair features heavy-duty steel construction with dual cross brace for added security and stability. A sturdy leg rest with extra-wide foot plate with padded calf pads is also available for added versatility.

- Powder-coated steel frame with dual cross brace
- Detachable desk-length padded armrests
- Black padded nylon upholstery provides optimal comfort
- 24" composite real wheels with solid rubber tires
- Push-lock brakes
- Adjustable elevating leg rest is tool-free for easy maintenance
- Heavy-duty leg rest with extra-wide foot plate and padded calf
- Includes built-in chart pocket for added convenience
- 10290, 10291 and 10292: Weight capacity 600 lb.
- 10293: Weight capacity 700 lb.
- Limited Lifetime Warranty
- HCPCS: 10290 — K0007 + E2202 + E2203 + E0990 OR K0195 / 10291-10293 — K0007 + E2203 + K0108 + E0990 OR K0195

The Dynarex Bari+Max Transport Wheelchair is designed to provide safe, effective transport for larger users. The Transport Wheelchair features a compact design with foldable back for added convenience. The Wheelchair features durable steel construction with dual cross brace for optimal stability. The Wheelchair is equipped with detachable desk-length armrests and swing-away footrests for added versatility.

- Designed with sturdy steel frame and dual cross brace for reliable support
- Features foldable back for convenient storage and transport
- Tool-free, swing-away footrests allow for added versatility
- Detachable desk-length armrest
- Equipped with 12-inch rear wheels with push-lock wheel brakes
- Powder-coated finish provides long-lasting protection
- Black-padded nylon upholstery with chart pocket for added convenience
- Weight capacity 450 lb.
- Limited Lifetime Warranty
- HCPCS: E1039

TRANSPORT WHEELCHAIR

REORDER NO. 10244 — 22" × 18"





WHEELCHAIRS

RECLINING WHEELCHAIRS WITH ELEVATING LEG REST

REORDER NO. 15015-24DELR — 24" × 20"

REORDER NO. 15015-26DELR — 26" × 20"

REORDER NO. 15015-28DELR — 28" × 20"



The Dynarex Bari+Max Bariatric Reclining Wheelchair with Elevating Leg Rest offers the durability of a heavy-duty wheelchair frame with the added versatility and comfort of a full reclining back. The steel construction with hydraulic reclining mechanism allows for infinite adjustments up to 180 degrees and includes a locking back bar to keep the back rest from hammocking. Added benefits include tool-free adjustable elevating leg rests with padded calf pads.

- Designed with dual cross brace for optimal support
- Powder-coated steel frame
- Detachable padded armrests
- Black padded vinyl upholstery with padded headrest
- Hydraulic reclining mechanism adjusts chair back infinitely up to 180 degrees
- Back-bar prevents backrest from hammocking
- Tool-free, adjustable elevating leg rest with padded calf pads
- 24" Wheelchair features 24" composite wheels with solid rubber tires
- 26" and 28" Wheelchairs have 24" metal spoke wheels with pneumatic tires
- Push-to-lock brakes
- Includes anti-tippers
- 15015-24DELR: Weight capacity 500 lb.
- 15015-26DELR and 15015-28DELR: Weight capacity 750 lb.
- Limited Lifetime Warranty
- HCPCS: E1050

WHEELCHAIR SPECIFICATIONS

REORDER NUMBER	PRODUCT	MAIN HCPCS	SEAT DIMEN-SIONS	SEAT MATERIAL	RIGGING	ARMREST TYPE	ARMREST FEATURE	AXLE	MAXIMUM CAPACITY
10233	STANDARD	K0007	22" x 18"	VINYL	ELR	DESK	DETACHABLE	DUAL	500 LB.
10234	STANDARD	K0007	24" x 18"	VINYL	ELR	DESK	DETACHABLE	DUAL	500 LB.
10290	HD	K0007	26" x 20"	NYLON	ELR	DESK	DETACHABLE	SINGLE	600 LB.
10291	HD	K0007	28" x 20"	NYLON	ELR	DESK	DETACHABLE	SINGLE	600 LB.
10292	HD	K0007	30" x 20"	NYLON	ELR	DESK	DETACHABLE	SINGLE	600 LB.
10293	HD	K0007	32" x 20"	NYLON	ELR	DESK	DETACHABLE	SINGLE	700 LB.
10244	TRANSPORT	E1039	22" x 18"	NYLON	FR	DESK	DETACHABLE	SINGLE	450 LB.
15015-24	RECLINING	E1050	24" x 20"	VINYL	ELR	DESK	DETACHABLE	SINGLE	500 LB.
15015-26	RECLINING	E1050	26" x 20"	VINYL	ELR	DESK	DETACHABLE	SINGLE	700 LB.
15015-28	RECLINING	E1050	28" x 20"	VINYL	ELR	DESK	DETACHABLE	SINGLE	700 LB.

WHEELCHAIR ACCESSORIES

AIR CUSHIONS


REORDER NO. 10670 — 22" x 18" x 2"
REORDER NO. 10670-7 — 22" x 18" x 2" (7 COUNT)
REORDER NO. 10671 — 22" x 18" x 4"
REORDER NO. 10671-7 — 22" x 18" x 4" (7 COUNT)



- Helps prevent and manage pressure sores
- 2" or 4" interconnected, independent air cells allow for deep immersion into the cushion
- Includes removable, low-shear, vapor permeable cover with non-skid bottom
- Convenient, adjustable strap secures to wheelchair
- Includes repair kit for added convenience
- Available in numerous sizes and air cell heights
- 10670: Weight capacity 300 lb.
- 10671: Weight capacity 350 lb.
- 2-Year Limited Warranty
- HCPCS: E2623

FOAM CUSHIONS


REORDER NO. 13053 — 22" x 18" x 3"
REORDER NO. 13053-5 — 22" x 18" x 3" (5 COUNT)
REORDER NO. 13054 — 24" x 18" x 3"
REORDER NO. 13054-5 — 24" x 18" x 3" (5 COUNT)
REORDER NO. 13055 — 26" x 20" x 3"
REORDER NO. 13055-5 — 26" x 20" x 3" (5 COUNT)



- Helps prevent and manage pressure injuries
- High-density foam provides optimal pressure redistribution
- Includes removable, two-way stretch, vapor permeable, water-resistant cover
- Cover features anti-contamination zipper to promote optimal hygiene
- Convenient, adjustable strap secures to wheelchair
- Weight capacity 500 lb.
- Warranty: 1-year
- HCPCS: E2623

GEL FOAM CUSHIONS

REORDER NO. 13050 — 22" x 18" x 3"
REORDER NO. 13050-5 — 22" x 18" x 3" (5 COUNT)
REORDER NO. 13051 — 24" x 18" x 3"
REORDER NO. 13051-5 — 24" x 18" x 3" (5 COUNT)
REORDER NO. 13052 — 26" x 20" x 3"
REORDER NO. 13052-5 — 26" x 20" x 3" (5 COUNT)



- Designed to prevent and manage pressure injuries
- Dual-chamber gel pack encased in foam provides optimal pressure redistribution
- Includes removable, low-shear, vapor permeable, water-resistant two-way stretch material
- Cover features anti-contamination zipper to promote optimal hygiene
- Convenient, adjustable strap secures to wheelchair for optimal safety
- Weight capacity 500 lb.
- Warranty: 1-year
- HCPCS: E2623

WHEELCHAIR ACCESSORIES

WHEELCHAIR ANTI-TIPPER

REORDER NO. 10260



- Durable steel construction
- Helps prevent users from tipping the wheelchair backward
- Easy tool-free installation
- Compatible with most manual wheelchairs
- HCPCS: E0971

URINARY DRAINAGE BAG HOLDER

REORDER NO. 10261



- Discreet urological bag holder designed to improve patient dignity
- Constructed with opaque, easy-to-clean fabric
- Durable straps secure to wheelchairs, Geri-chairs, and bedrails
- HCPCS: A4358

WHEELCHAIR SEATBELT

REORDER NO. 10259 — 72"



- Made from durable and comfortable fabric
- Adjustable lock-and-release straps
- Compatible with most manual wheelchairs
- Other available lengths: 48" (10263), 60" (10262)
- HCPCS: E0978

UNIVERSAL WHEELCHAIR IV POLE

REORDER NO. 10559 — TELESCOPING IV POLE



- Durable steel construction
- Easy to install and assemble
- Compatible with most manual wheelchairs
- HCPCS: E0776

WHEELCHAIR BRAKE LEVER EXTENSION

REORDER NO. 10269 — 8"
REORDER NO. 10270 — 11"



- Adds length to existing standard wheel lock lever
- Easily slips onto the existing wheel lock lever
- HCPCS: E0961

OXYGEN TANK HOLDER — WHEELCHAIR MOUNT

REORDER NO. 36622



- Oxygen tank holder for "D" and "E" cylinders
- Durable yet lightweight cart provides optimal portability
- Large, composite wheels allow for smoother maneuverability
- 80 lb. weight capacity
- HCPCS: E1354



WHEELCHAIR ACCESSORIES

HD ELEVATING LEG REST

REORDER NO. 10264



- Heavy-duty stainless-steel frame provides optimal support for larger users
- Black foot plates are composed of durable, easy-to-clean PVC
- Cushioned calf pads provide optimal comfort
- For use with Dynarex Bari+Max Bariatric HD Wheelchairs (10290-10293)
- HCPCS: K0195

WHEELCHAIR ACCESSORIES COMPATIBILITY CHART

BARIATRIC WHEELCHAIR ACCESSORY COMPATIBILITY CHART							
		STANDARD 10233-10234	HD 10290-10293	RECLINING 15015-24	RECLINING 15015-26	RECLINING 15015-28	TRANSPORT 10244
10260	ANTI-TIPPER	YES	YES	NO	NO	NO	YES
10261	URINARY DRAINAGE BAG HOLDER	YES	YES	YES	YES	YES	YES
10259	SEATBELT, 72"	YES	YES	YES	NO	NO	YES
10262	SEATBELT, 60"	YES	YES	YES	NO	NO	YES
10559	TELESCOPING IV POLE, 40"-75"	YES	NO	NO	NO	NO	YES
10269	BRAKE LEVER EXTENSION, 8"	YES	YES	YES	NO	NO	YES
10270	BRAKE LEVER EXTENSION, 11"	YES	YES	YES	NO	NO	YES
36622	OXYGEN TANK HOLDER	YES	NO	NO	NO	NO	YES



MOBILITY

ROLLATOR

REORDER NO. 10203 — 19.5" x 3"
 REORDER NO. 10217 — 31" x 3"



The Dynarex Bari+Max Rollator is a premium-quality rollator designed to provide improved stability for larger individuals. The 4-wheeled Rollator features an ergonomic design to provide reliable support and convenient mobility. The Rollator folds easily for convenient storage.

- Premium-quality, 4-wheeled rollator designed to provide reliable stability for larger users
- Ergonomic, height-adjustable handles
- Tool-free, removable, curved and padded backrest
- Easily folds for convenient transport and storage
- Comfortable cushioned seat allows for periodic resting.
- Brakes feature quick stopping and locking functionalities
- Convenient basket for personal belongings
- 10203: Strong-yet-lightweight aluminum frame with 500 lb. weight capacity
- 10217: Sturdy steel frame with 700 lb. weight capacity for added support
- Limited Lifetime Warranty
- HCPCS: E0149 + E0156

MOBILITY

OFFSET CANE

REORDER NO. 10134
REORDER NO. 10134-6 (6 COUNT)



- Constructed from anodized aluminum for optimal support
- Offset handle helps to reduce hand fatigue and improve balance
- Tool-free push-button height adjustment in 1-inch increments
- Non-skid rubber tips provide added safety
- Comes in retail-friendly packaging
- Weight capacity: 500 lb.
- Limited Lifetime Warranty
- HCPCS: E0100

QUAD CANE

REORDER NO. 10138
REORDER NO. 10138-2 (2 COUNT)



- Constructed from high-quality anodized aluminum
- Features large, four-legged base with non-skid tips for added security
- Contoured handle helps to provide improved balance
- Tool-free push-button height adjustment in 1-inch increments
- Locking knob provides added stability and helps to prevent rattling
- Comes in retail-friendly packaging
- Weight capacity 500 lb.
- Limited Lifetime Warranty
- HCPCS: E0105

HD STEEL CRUTCHES

REORDER NO. 10105 — TALL ADULT
REORDER NO. 10106 — ADULT



- Constructed from durable steel for optimal support
- Cushioned underarm pads provide improved comfort
- Tool-free adjustable hand grips help ensure a proper fit
- Large, anti-slip vinyl crutch tips for added safety
- Convenient push-button height adjustments in 1-inch increments
- 10106 Adult: 44" – 52"
- 10105 Tall Adult: 52" – 60"
- Weight capacity 1000 lb.
- Limited Lifetime Warranty
- HCPCS: E0116





MOBILITY

DUAL RELEASE FOLDING WALKER

REORDER NO. 10165



- Sturdy aluminum structure provides reliable stability, while remaining lightweight
- Tool-free push button allows for height adjustments in 1-inch increments
- Contoured handgrips allow for added patient comfort
- Opens and closes with a push button mechanism, easily operated by fingers or palms
- Two-button folding capabilities allow patients to fold each side independently
- Weight Capacity: 500 lb.
- Limited Lifetime Warranty
- HCPCS: E0149

DUAL RELEASE FOLDING WALKER WITH WHEELS

REORDER NO. 10166



- Sturdy aluminum structure provides reliable stability, while remaining lightweight
- Tool-free push button allows for height adjustments in 1-inch increments
- Contoured handgrips allow for added patient comfort
- Opens and closes with a push button mechanism, easily operated by fingers or palms
- Two-button folding capabilities allow patients to fold each side independently
- Dual 5-inch front wheels provide increased ease of movement on a variety of surfaces
- Weight Capacity: 500 lb.
- Limited Lifetime Warranty
- HCPCS: E0149

HD STEEL WALKER

REORDER NO. 10169



- Dual-purpose walker can be customized as standard walker or rolling walker
- Comes equipped with 4 stabilizing legs and 2 legs with wheels
- Sturdy steel structure provides reliable stability
- Strong front cross braces and dual side braces provide added support
- Designed with an extra-wide frame for a more comfortable fit
- Tool-free push button allows for height adjustments in 1-inch increments
- Contoured handgrips allow for added patient comfort
- Opens and closes with a push button mechanism, easily operated by fingers or palms
- Two-button folding capabilities allow patients to fold each side independently
- Weight capacity 700 lb.
- Limited Lifetime Warranty
- HCPCS: E0149

PLATFORM ATTACHMENT

REORDER NO. 10213 — 1 PER CASE
REORDER NO. 10213-2 — 2 PER CASE



- Designed to provide comfortable forearm positioning for walker users
- Contoured vinyl padding provides improved comfort
- Easy-to-clean, perspiration-resistant hand grips for optimal hygiene
- Equipped with adjustable strap to securely hold arm in place
- Weight capacity 500 lb.
- Limited Lifetime Warranty
- HCPCS: E0149

FULL ELECTRIC HOME CARE BEDS

The Dynarex Bari+Max Bariatric Full Electric Home Care Bed is a height-adjustable, multi-function bedframe designed to optimize convenience for users and caregivers. The Full Electric Bed features a steel, split-frame design and includes a convenient hand pendant for easy position adjustment. An emergency hand crank provides added security for continuous use in case of power outages.

- Features heavy-duty pan deck steel construction for optimal durability
- Split-frame design allows for easy transport
- Bed height adjusts from 18" to 26" to suit a variety of needs
- Convenient hand pendant allows for quick and easy position adjustment
- Emergency hand crank allows for uninterrupted functionality during power outages
- Weight capacity 600 lb.
- Warranty: Limited Lifetime on welds, 5 years on frame, 1 year on all other components
- HCPCS: 10404 — E0301
10404-HR — E0301
10404-HRDP — E0303

FULL ELECTRIC HOME CARE BED

42"

- REORDER NO. 10404 — BED ONLY
REORDER NO. 10404-HR — BED WITH RAIL
REORDER NO. 10404-HRDP — BED WITH RAIL AND FOAM MATTRESS



The Dynarex Bari+Max Bariatric HD Full Electric Home Care Bed is a height-adjustable, multi-function bedframe designed to optimize convenience for users and caregivers. The Full Electric Bed features a steel, split-frame design and includes a convenient hand pendant for easy position adjustment.

- Features heavy-duty slat deck steel construction for optimal durability
- Split-frame design allows for easy transport
- Bed height adjusts from 18" to 26" to suit a variety of needs
- Convenient hand pendant allows for quick and easy position adjustment
- Optional emergency back-up battery (12917) allows for uninterrupted functionality during power outages
- #10405: Weight capacity 750 lb.
- #10403: Weight capacity 1000 lb.
- Warranty: Limited Lifetime on welds, 5 years on frame, 1 year on all other components
- HCPCS: 10403 and 10405 — E0302
10403-HR and 10405-HR — E0302
10403-HRHD and 10405-HRDP — E0304

HD FULL ELECTRIC HOME CARE BEDS

48"

- REORDER NO. 10405 — BED ONLY
REORDER NO. 10405-HR — BED WITH RAIL
REORDER NO. 10405-HRDP — BED WITH RAIL AND FOAM MATTRESS

54"

- REORDER NO. 10403 — BED ONLY
REORDER NO. 10403-HR — BED WITH RAIL
REORDER NO. 10403-HRHD — BED WITH RAIL AND FOAM MATTRESS



HOME CARE BED RAILS

HOME CARE HALF LENGTH BED RAIL

REORDER NO. 10468



- Assistive rail helps to prevent users from falling or rolling out of bed
- Attractive black powder-coat finish
- Ideal protection without confining the patient
- Provides optimal protection when bed is elevated
- Durable steel construction
- Easily adjusts up and down with release lever
- Features a mounting bracket that supports heavier users
- Designed to be used with the Dynarex Bari+Max Bariatric Full Electric Bed — 42" (10404)
- Limited Lifetime Warranty
- HCPCS: E0305

HD HOME CARE HALF LENGTH BED RAIL

REORDER NO. 10488



- Assistive rail helps to prevent users from falling or rolling out of bed
- Attractive black powder-coat finish
- Ideal protection without confining the patient
- Provides optimal protection when bed is elevated
- Durable steel construction
- Easily adjusts up and down with release lever
- Features a mounting bracket that supports heavier users
- Designed to be used with Dynarex Bari+Max Bariatric Full Electric Home Care Beds — 54" (10403) and 48" (10405)
- Limited Lifetime Warranty
- HCPCS: E0305



HD LONG-TERM CARE BED DB300

REORDER NO. 12013

The Dynarex Bari+Max DB300 Bariatric HD Long-Term Care Bed is a durable, one-piece steel bedframe designed for long-term care use. The Long-Term Care Bed can be used with a variety of pressure redistribution bariatric mattresses to accommodate bariatric patients. The DB300 Bed is ideal for a wide range of long-term care facilities.

- Constructed from durable, welded steel for optimal support
- Auto-contour function raises head and feet simultaneously for added comfort
- Includes 10-function hand control pendant for optimal convenience
- Functions include Trendelenburg and reverse Trendelenburg positions
- Equipped with a Central Locking System (CLS)
- Tool-free removable head and foot boards for optimal versatility
- Features wall bumper guards to protect walls from scuffs and scratches
- Integrated, tool-free width extension: 36"-42"-48"
- Integrated, tool-free length extension: 80"-84"-88"
- Weight capacity: 750 lb.
- Safe working load: 650 lb.
- Warranty: 15 years on all welds; 3 years on electrical and mechanical; 1 year on all other parts and components

CREATING REORDER NUMBERS FOR YOUR BED COMBINATIONS

STEP 1: START WITH THE BED REORDER NUMBER (12013)

STEP 2: ADD THE 2 LETTER CODE FOR THE BOARDS OF YOUR CHOICE



MH - MAHOGANY



CH - AMBER CHERRY



OA - LIGHT OAK



CM - COMPOSITE

STEP 3: ADD THE 2 LETTER CODE FOR THE RAIL/BAR OF YOUR CHOICE



MR - METAL SWING RAIL



CR - COMPOSITE SWING RAIL




AB - ROTATING ASSIST BAR



PB - PIVOT ASSIST BAR

EXAMPLE: 12013-MHMR



HD LONG-TERM CARE BED DB600

1000 LB.
WEIGHT CAPACITY

The Dynarex Bari+Max DB600 Bariatric HD Long-Term Care Bed is a durable, one-piece steel bedframe designed for long-term care use. The Long-Term Care Bed can be used with a variety of pressure redistribution mattresses to accommodate bariatric patients. The DB600 Bed is ideal for a wide range of long-term care facilities.

- Constructed from durable, welded steel for optimal support
- Auto-contour function raises head and feet simultaneously for added comfort
- Includes 10-function hand control pendant for optimal convenience
- Functions include Trendelenburg and reverse Trendelenburg positions
- Equipped with 8 casters, including 4 total-locking swivel casters
- Tool-free removable head and foot boards for optimal versatility
- Features wall bumper guards to protect walls from scuffs and scratches
- Integrated, tool-free width extension: 42"-48"-54"
- Integrated, tool-free length extension: 80"-84"-88"
- Weight capacity: 1000 lb.
- Safe working load: 850 lb.
- Warranty: 15 years on all welds; 3 years on electrical and mechanical; 1 year on all other parts and components

REORDER NO. 12014 — BED ONLY
 REORDER NO. 12014-CH — BED WITH CHERRY BOARDS
 REORDER NO. 12014-CHCR — BED WITH CHERRY BOARDS AND COMPOSITE RAIL



ACCESSORIES FOR DB600

HD COMPOSITE SWING DOWN RAIL FOR DB600

REORDER NO. 12954



- Assistive rail helps to prevent users from falling or rolling out of bed
- Provides optimal protection when bed is elevated
- Constructed from heavy-duty, durable composite materials
- Easily adjusts up and down with release lever
- Features a mounting bracket that supports heavier users
- Designed to be used with the Dynarex Bari+Max DB600 Bariatric HD Long-Term Care Bed — 54" (12014)
- Limited Lifetime Warranty

HD HEADBOARD/ FOOTBOARD FOR DB600

REORDER NO. 12930-CH



- Designed to be used with the Dynarex Bari+Max DB600 Bariatric HD Long-Term Care Bed — 54" (12014)
- High-pressure laminate materials provide durable, reliable wear
- Tool-free design allows for easy set up and adjustments
- Expandable headboard with adjustable widths from 48" to 54"
- Extensions can be stored on the back of headboard for easy access
- Convenient, easy-to-clean surface for optimal hygiene
- Locking pins provide added security to help prevent accidental detachment





MATTRESSES

PLUS FOAM MATTRESSES

REORDER NO. 10431 — 42" × 80"
REORDER NO. 10432 — 48" × 80"



- Designed to help prevent and manage pressure wounds
- Constructed from three layers of variable density foam
- Foam top features precision diamond cuts and memory foam heel zone
- Firm edge guard provides added stability during transfers
- Removable, fluid-resistant, two-way stretch cover with anti-contamination zipper
- 42" and 48" widths accommodate a wide range of individuals
- Weight capacity: 600 lb.
- 3-year Limited Foam Warranty, 1-year Cover Warranty
- Meets 16 CFR 1632 and 16 CFR 1633 standards
- HCPCS: E0184

HD MULTIZONE FOAM MATTRESS

REORDER NO. 10437 — 54" × 80"



- Designed to help prevent and manage pressure wounds
- Constructed with variable density foam for optimal support
- Two-way stretch cover is designed to reduce shear friction and facilitate air flow
- Fluid-resistant cover features an anti-contamination zipper for optimal hygiene
- 54" width helps to accommodate larger patients
- Weight capacity: 1000 lb.
- 3-year Limited Foam Warranty, 1-year Cover Warranty
- Meets 16 CFR 1632 and 16 CFR 1633 standards
- HCPCS: E0184

PLUS AIRFLOAT AIR MATTRESS WITH PUMP

REORDER NO. 10445 — 42" × 80"
REORDER NO. 10446 — 48" × 80"



- Designed to help prevent and relieve pressure wounds and ulcers
- Equipped with 16 10-inch pressure cycling air cells, and 4 static cells at the head section
- Features four inflation modes: alternating cycle, static mode, seat function, and max firm
- Alternating pressure helps to redistribute weight for improved circulation
- Static mode provides steady, consistent pressure throughout all air cells
- Seat function adjusts the alternating air cells for ideal support in a seated position
- Max firm feature fills the air cells to the maximum firmness for safe transfers
- Digital button pump features 10, 15, 20, and 25-minute cycle times
- CPR valve allows for rapid deflation
- Audible alarm sounds to alert in case of power failure or malfunction
- Weight capacity 800 lb.
- Limited Warranty: 24 Months
- HCPCS: E0277

MATTRESSES

The Dynarex Bari+Max HD Airfloat Air Mattress with Pump is a convenient, premium-quality air mattress designed with patient comfort in mind. The digital air pump with air pressure controls features weight indicators to directly customize the firmness of the mattress for maximum comfort. The Mattress is designed with four inflation settings: static, alternating, max firm, and seat inflate function.

- Designed to help prevent and relieve pressure wounds and ulcers
- Equipped with 16 10-inch pressure cycling air cells, and 4 static cells at the head section
- Features four inflation modes: alternating cycle, static mode, seat function, and max firm
- Alternating pressure helps to redistribute weight for improved circulation
- Static mode provides steady, consistent pressure throughout all air cells
- Seat function adjusts the alternating air cells for ideal support in a seated position
- Max firm feature fills the air cells to the maximum firmness for safe transfers
- Digital button pump features 10, 15, 20, and 25-minute cycle times
- CPR valve allows for rapid deflation
- Audible alarm sounds to alert in case of power failure or malfunction
- Weight capacity 1000 lb.
- Warranty: 36 Months
- HCPCS: E0186

HD AIRFLOAT AIR MATTRESS WITH PUMP

REORDER NO. 10439 — 54" × 80"

1000 LB.
WEIGHT CAPACITY



CPR VALVE ALLOWS
FOR RAPID DEFLATION



PATIENT ROOM

GERI CHAIR RECLINER

REORDER NO. 10524 — BLUERIDGE



The Dynarex Bari+Max Geri Chair Recliner is designed to provide optimal comfort and stability, as well as maximum flexibility. Constructed with a sturdy steel frame, inclusive of removable side panels, it is durable and easy to clean and maintain.

- Neutral-colored, sturdy steel frame provides optimal support
- Three chair positions for optimal flexibility
- Retractable lock bar secures the chair in the desired position
- Wide, padded armrests and built-in headrest for maximum support and comfort
- Blow-molded tray locks in 5 positions
- Side panels are removable for easy cleaning and maintenance
- 5" casters (2 locking and 2 non-locking)
- Moisture barrier on vinyl seat helps prevent fluid seepage
- Foam and vinyl meet California Technical Bulletin #117
- Weight capacity 500 lb.
- Warranty: Limited lifetime on frame; 1 year on upholstery and moving parts
- HCPCS: E1031

HD OVERBED TABLE

REORDER NO. 10458CH



- Durable steel table features heavy duty, steel-welded H-base frame for reliable support
- Height and position are easy to adjust for improved access and comfort
- Spring-loaded locking lift mechanism adjusts table height: 29"-45"
- Tabletop is generously sized to accommodate larger patients: 15" x 45"
- Compatible with most bariatric-sized beds
- Distributed tabletop weight capacity: 500 lb.
- Limited Lifetime Warranty
- HCPCS: E0274

TRAPEZE BAR WITH STAND

REORDER NO. 10712



- Designed to help bariatric patients shift positions while in bed
- Easy to adjust with sliding bracket
- Features rear wheels for added mobility
- Weight capacity of bar: 700 lb. Can assist an individual ≤ 1000 lb.
- Limited Lifetime Warranty
- HCPCS: E0912





PATIENT ROOM

ELECTRIC PATIENT LIFT

REORDER NO. 10701
REORDER NO. 10701-SC — WITH SCALE

DESCRIPTION	MAX.	MIN.
SWIVEL BAR HEIGHT	71.5"	22.5"
BASE WIDTH	40" (OPEN)	25" (CLOSED)
BASE HEIGHT CLEARANCE	4.5"	
BASE LENGTH	48"	



The Dynarex Bari+Max Electric Patient Lift is designed to help provide safe patient handling during transfers. The Lift accommodates an overall weight capacity of 600 lb. for sturdy, reliable support. Designed to meet the needs of caregivers and patients, the Electric Patient Lift is ideal for a wide range of long-term care and healthcare environments.

- Heavy-duty steel frame helps to provide optimal support
- Base legs adjust easily into open position with padded shifter handle
- Easily control boom via hand pendant
- Dual 3" front casters and lockable 5" rear caster
- Includes 6-point spreader bar to allow for various sling options
- Offset base is suitable for beds with 5" clearance
- Optional accessories include scale, charger, and slings
- Weight capacity 600 lb.
- Warranty: 5 years on structural steel, 1 year on electrical and mechanical parts/components
- HCPCS: E0635

PATIENT ROOM

The Dynarex Bari+Max HD Electric Patient Lift is designed to help provide safe patient handling during transfers. The lift accommodates an overall weight capacity of 1000 lb. for sturdy, reliable support. Designed to meet the needs of caregivers and patients, the Electric Patient Lift is ideal for a wide range of long-term care and healthcare environments.

- Heavy-duty steel frame helps to provide optimal support
- Fully electric design allows base to open and close easily with hand pendant
- Features safety stop for added security
- Allows caregivers to safely lift patients from floor and other surfaces
- Dual 3" front casters and lockable 5" rear casters
- Charges quickly and easily from AC outlet or optional desk charger
- Weight capacity: 1000 lb.
- Warranty: 5 years on structural steel, 1 year on electrical and mechanical parts/components
- HCPCS: E0635

HD ELECTRIC PATIENT LIFT

REORDER NO. 10707
REORDER NO. 10707-SC — WITH SCALE



1000 LB.
WEIGHT CAPACITY

DESCRIPTION	MAX.	MIN.
SPREADER BAR HEIGHT w/ Scale	69.8"	29.7"
SPREADER BAR HEIGHT w/o Scale	76.5"	36.5"
BASE WIDTH	56.4" (OPEN)	32.6" (CLOSED)
BASE HEIGHT CLEARANCE	4.5"	
BASE LENGTH	60.5"	

PATIENT LIFT SCALE

REORDER NO. 10708



- Allows patient's weight to be monitored during transfers
- Battery operated
- Weighs patients up to 1000 lb.
- Limited Lifetime Warranty



PATIENT ROOM

FULL BODY SLINGS — MESH

REORDER NO. 10740XX — 2X-LARGE
REORDER NO. 10740XXXL — 3X-LARGE



- Designed to assist in safe patient transfers from bed, wheelchair, or floor
- Manufactured from strong, durable fabric for reliable support
- Features breathable mesh material for optimal comfort
- Designed to fit most electric patient lifts for optimal versatility
- Features convenient back strap for easier positioning
- Integrated color-coded hooks help assure correct patient positioning
- Color-coded perimeter bindings allow for easy size-identification
- Ideal for use in a variety of long-term care settings
- Weight capacity 600 lb.
- 10740XXXL: Weight capacity 1000 lb.
- HCPCS: E0621

FULL BODY SLINGS — SOLID FABRIC

REORDER NO. 10741XX — 2X-LARGE



- Designed to assist in safe patient transfers from bed, wheelchair, or floor
- Manufactured from strong, durable fabric for reliable support
- Features solid polyester materials with suede inner layer for moisture wicking
- Designed to fit most electric patient lifts for optimal versatility
- Features convenient back strap for easier positioning
- Integrated color-coded hooks help assure correct patient positioning
- Color-coded perimeter bindings allow for easy size-identification
- Ideal for use in a variety of long-term care settings
- Weight capacity: 600 lb.
- HCPCS: E0621

FULL BODY SLINGS WITH COMMODE OPENING — MESH

REORDER NO. 10742XX — 2X-LARGE



- Designed to assist in safe patient transfers and allow for toileting needs
- Strong, durable fabric for reliable support for transfers from bed, wheelchair, or floor
- Features breathable mesh material for optimal comfort
- Designed to fit most electric patient lifts for optimal versatility
- Features convenient back strap for easier positioning
- Color-coded perimeter bindings allow for easy size-identification
- Ideal for use in a variety of long-term care settings
- Weight capacity 600 lb.
- HCPCS: E0621

DIVIDED LEG SLING


REORDER NO. 10743XX — 2X-LARGE



- Durable polyester material provides optimal patient support
- Inner suede layer offers maximum comfort
- Moisture-wicking lining helps protect skin from irritation
- Safely transports patients from beds and wheelchairs
- Sling provides head, neck, and thigh support
- Binding colors easily identify size
- Features straps with integrated color-coded hooks to help maintain patient level
- Weight capacity 600 lb.
- HCPCS: E0621

U-SLING WITHOUT HEAD SUPPORT

REORDER NO. 10744XL — X-LARGE



- Made from durable polyester for optimal support
- Smooth material helps prevent chafing for improved comfort
- U-shaped for convenient sling removal when patient is in a wheelchair or bed
- Reinforced hook straps allow for balanced connection to spreader bar
- Back strap allows for easier repositioning
- Weight capacity 600 lb.
- HCPCS: E0621

U-SLING WITH HEAD SUPPORT

REORDER NO. 10745XL — X-LARGE



- Made from durable polyester for optimal support
- Smooth material helps prevent chafing for improved comfort
- U-shaped for convenient sling removal when patient is in a wheelchair or bed
- Features full head support for patients with limited upper-body strength
- Reinforced hook straps allow for balanced connection to spreader bar
- Back strap allows for easier repositioning
- Weight capacity 600 lb.
- HCPCS: E0621

LIFE IMPROVEMENT

FOOT STOOLS

REORDER NO. 10551
REORDER NO. 10553 — WITH HANDLE



The Dynarex Bari+Max Foot Stool is a high-quality, sturdy stool designed to safely provide additional height for larger individuals. Constructed with a heavy-duty steel frame and cross brace for added stability, this Foot Stool features reinforced rubber tips to help prevent slippage for optimal safety.

- Heavy-duty steel frame with cross brace provides optimal support
- Non-skid rubber platform for improved stability
- Tubular legs feature reinforced rubber tips to help prevent slippage
- Black powder coat finish for long-lasting protection
- 10553: Built-in handle provides additional stability and balance
- Weight capacity 500 lb.
- Limited Lifetime Warranty

ADDITIONAL INFO

Disclaimer: Dynarex will make every effort to inform our customers of any changes made to a specific product, catalog copy or marketing collateral materials. Dynarex cannot be held responsible for these changes. Dynarex reserves the right to make changes to the technical specs, dimensions, look, or any other product change at any time without prior notice except as required by the US FDA Code of Federal Regulations for changes made to medical devices, OTC drugs and other foreign governmental regulations. Go to www.dynarex.com for the latest product information. Customers should consult with their Customer Service Representative before placing a purchase order. Please note: All products in the Dynarex catalog may not be licensed in all countries. Customers are hereby directed to consult with their Customer Services Representative before placing a purchase order.

Product sizes may vary slightly based on production tolerances using the metric system and are stated for marketing purposes only.

Go to www.dynarex.com to find which products are labeled with the California Proposition 65 warning to indicate it contains chemicals that could cause cancer, birth defects or other reproductive harm. Learn more about prop65 at www.p65warnings.ca.gov.

Copyright 2023 Dynarex Corporation. All rights reserved. R230919



WE CARE LIKE FAMILY™



10 GLENSHAW STREET
ORANGEBURG, NY 10962



1.888 DYNAREX



DYNAREX.COM

FIND US

